

MARAUDER Mini 2

IN THE BOX

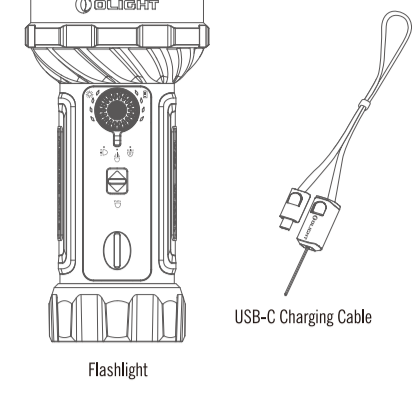


Table 1: Flashlight specifications including beam diameter and runtime for various modes.

Table 2: USB-C Charging Cable specifications including cable length and input/output details.

Table 3: Spotlight specifications including beam diameter and runtime.

Table 4: Floodlight specifications including beam diameter and runtime.

Table 5: Spotlight/Floodlight specifications including beam diameter and runtime.

Table 6: Red Light specifications including beam diameter and runtime.

Table 7: Side Light specifications including beam diameter and runtime.

Table 8: Side Light Moonlight specifications including beam diameter and runtime.

Table 2: USB-C Charging Cable

Table 2: USB-C Charging Cable specifications including cable length and input/output details.

MCC3 Cable (Optional Accessory)

Table 3: MCC3 Cable specifications including cable length and input/output details.

Figure 2: Remove the insulation film and lens protective film before use

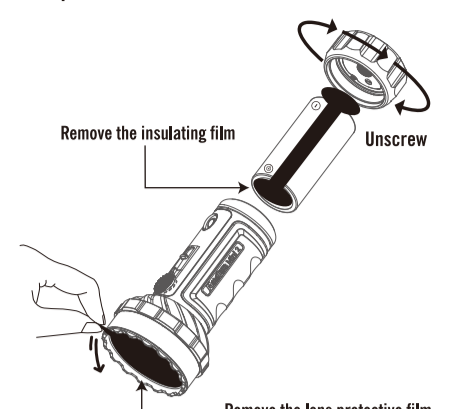


Figure 5: Mode selection switch

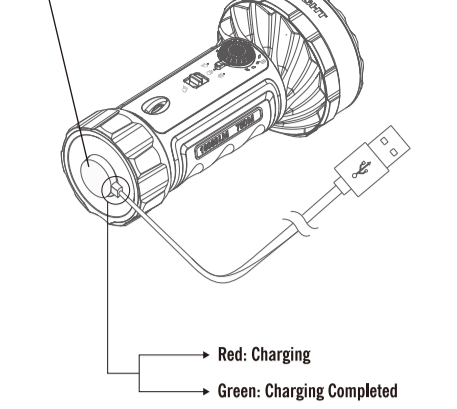


Figure 6: Lockout mode

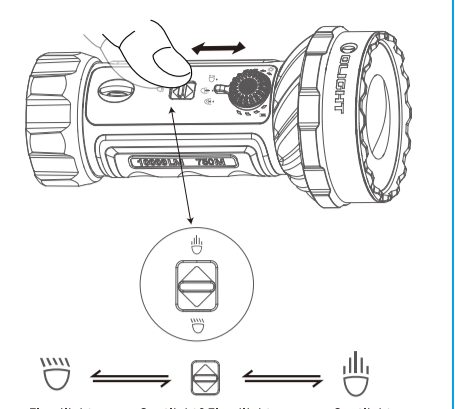


Figure 7: Unlock the flashlight by rotating the button

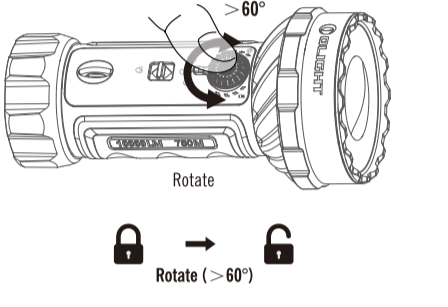


Figure 9: Unlock the flashlight by holding the button

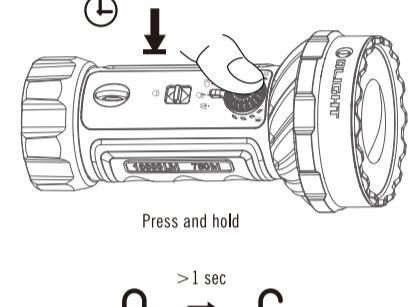


Figure 11: Quick access to maximum brightness

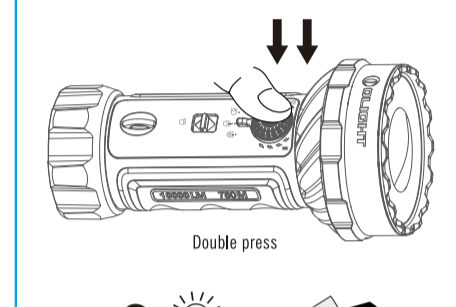


Figure 13: Moonlight mode

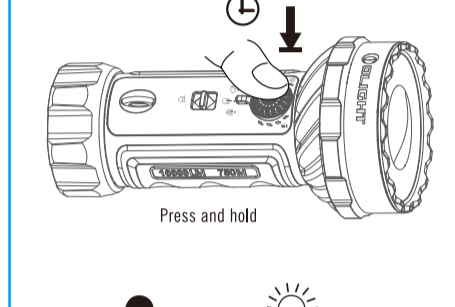


Figure 15: Indicators




Figure 3: Charging



Figure 4: Light source selection switch

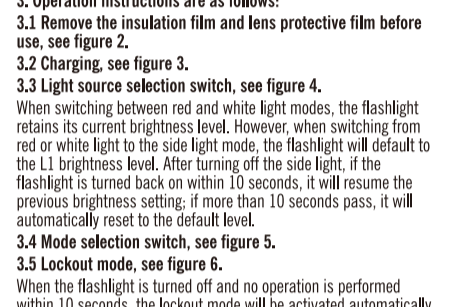


Figure 6: Lockout mode

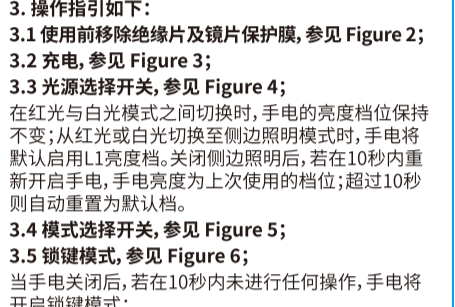


Figure 8: Switch unlocking method

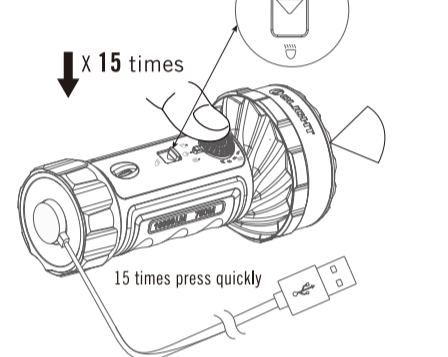


Figure 10: Turn on/off the flashlight

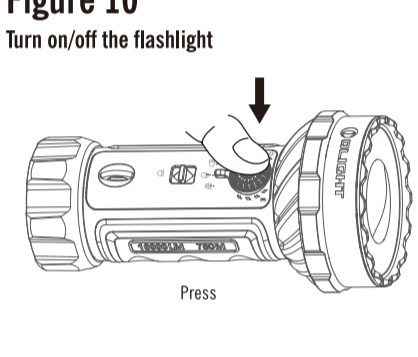


Figure 11: Quick access to maximum brightness

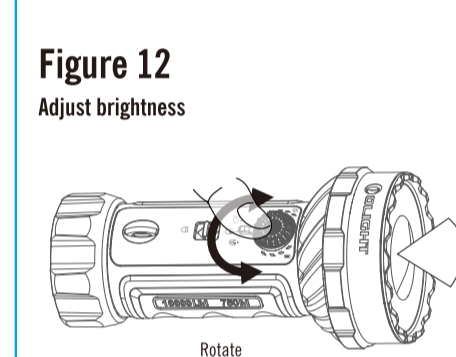


Figure 13: Moonlight mode

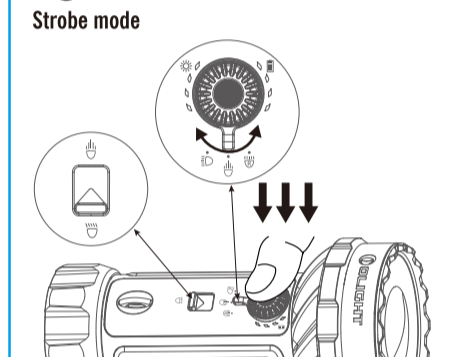


Figure 15: Indicators

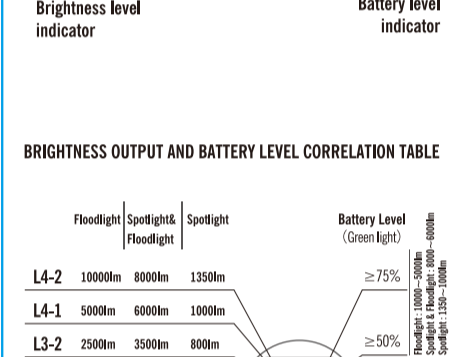


Figure 3: Charging

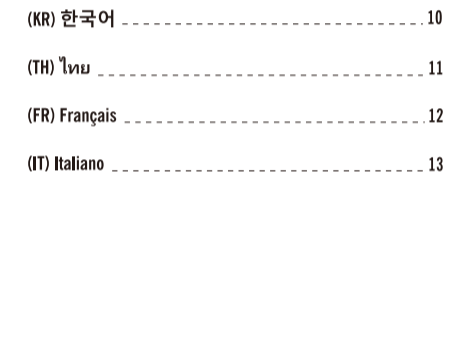


Figure 4: Light source selection switch

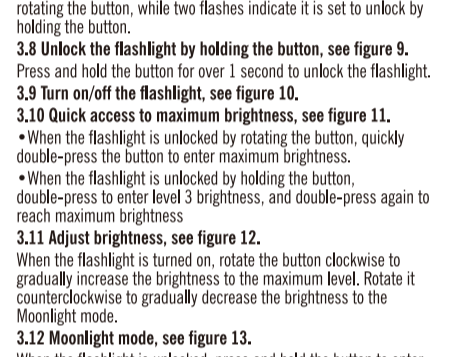


Figure 6: Lockout mode

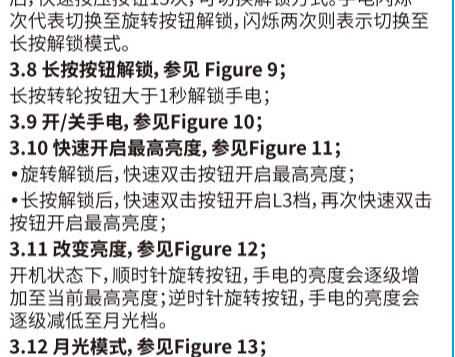


Figure 7: Unlock the flashlight by rotating the button

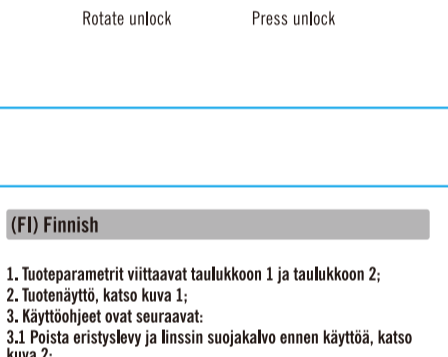


Figure 9: Unlock the flashlight by holding the button




Figure 11: Quick access to maximum brightness




Figure 13: Moonlight mode

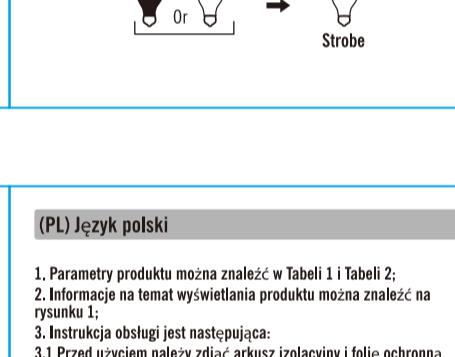


Figure 15: Indicators




Figure 3: Charging




Figure 4: Light source selection switch

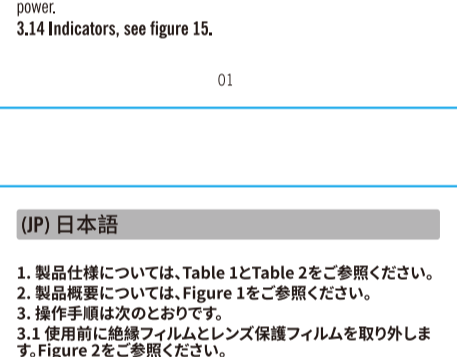


Figure 6: Lockout mode

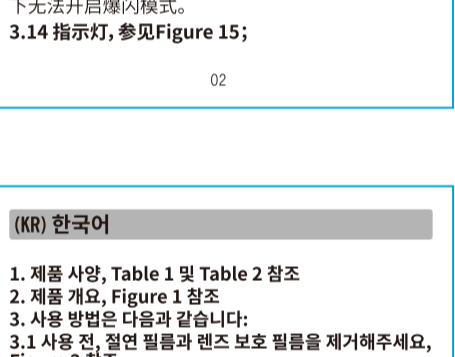


Figure 8: Switch unlocking method

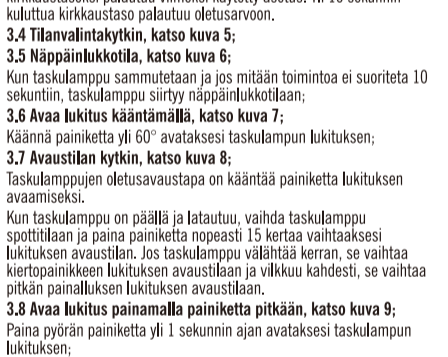


Figure 10: Turn on/off the flashlight

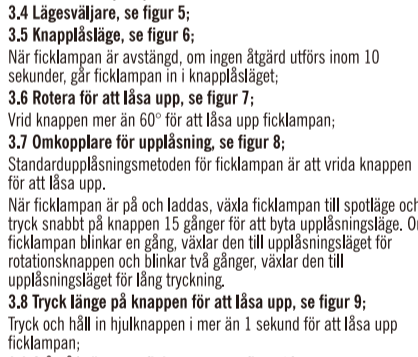


Figure 11: Quick access to maximum brightness

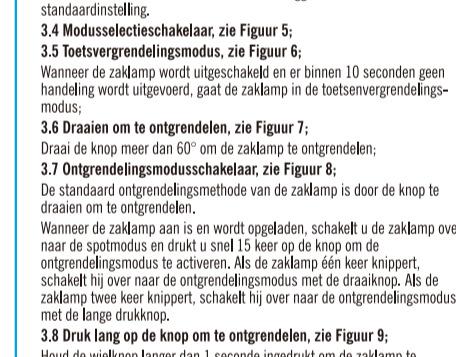


Figure 13: Moonlight mode

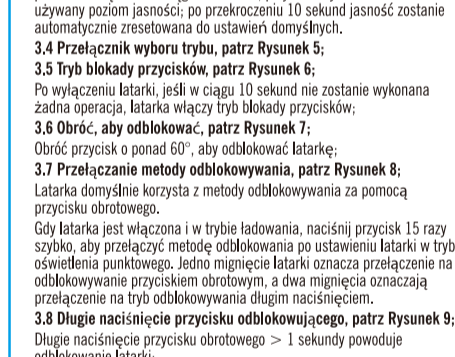


Figure 15: Indicators

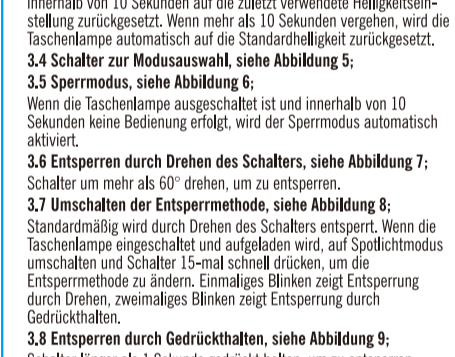


Figure 3: Charging

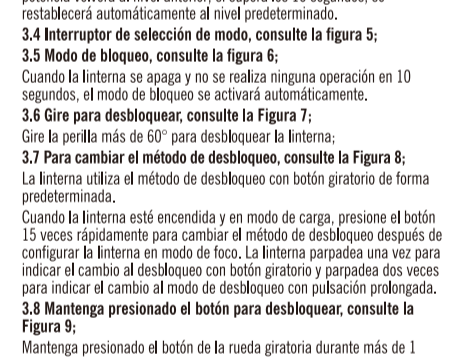


Figure 4: Light source selection switch

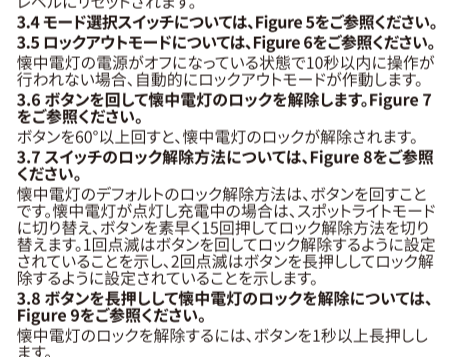


Figure 6: Lockout mode

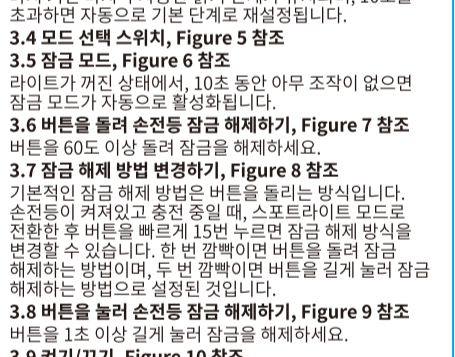


Figure 7: Unlock the flashlight by rotating the button

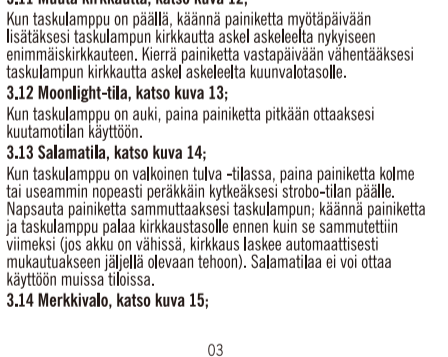


Figure 9: Unlock the flashlight by holding the button

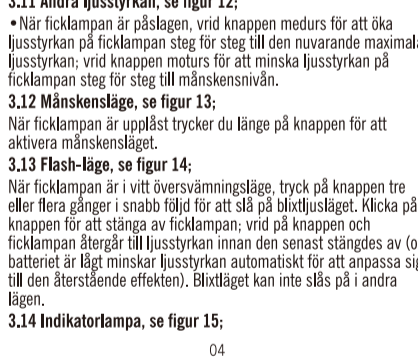


Figure 11: Quick access to maximum brightness

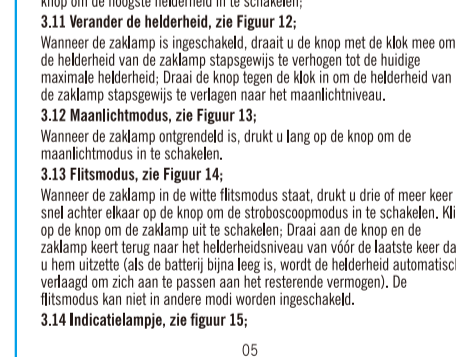


Figure 13: Moonlight mode

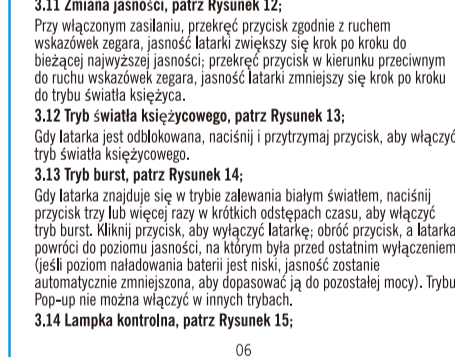


Figure 15: Indicators

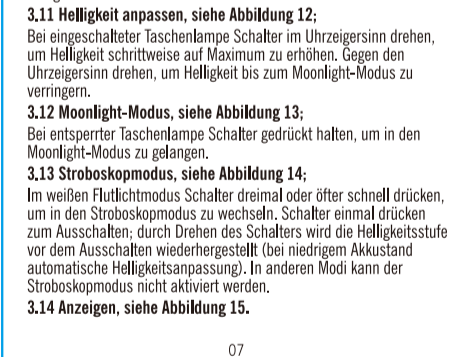


Figure 3: Charging

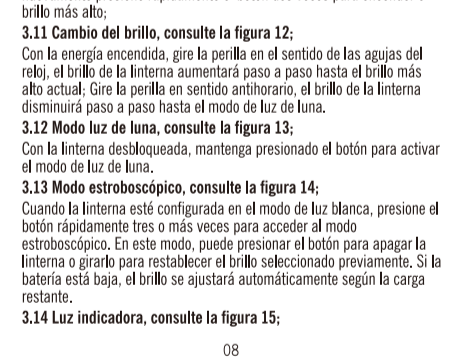


Figure 4: Light source selection switch

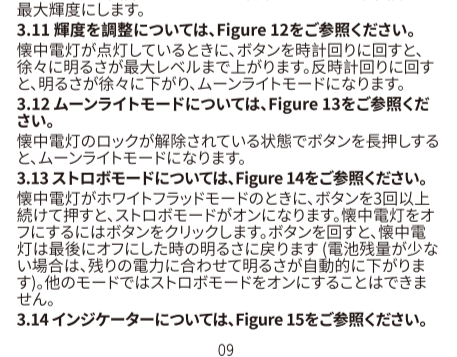


Figure 6: Lockout mode




Figure 8: Switch unlocking method




Figure 10: Turn on/off the flashlight

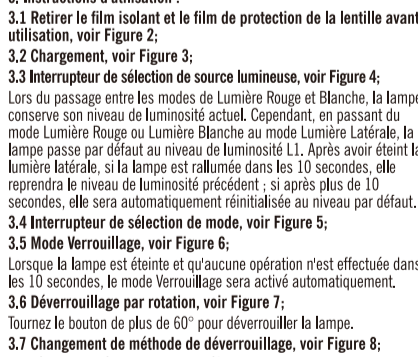


Figure 11: Quick access to maximum brightness

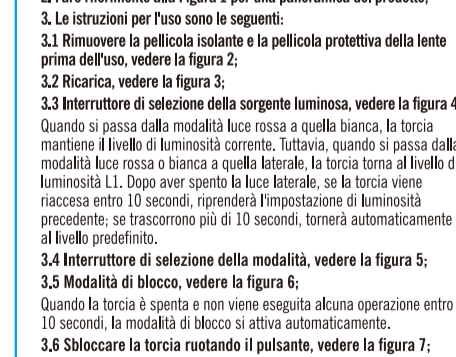


Figure 13: Moonlight mode

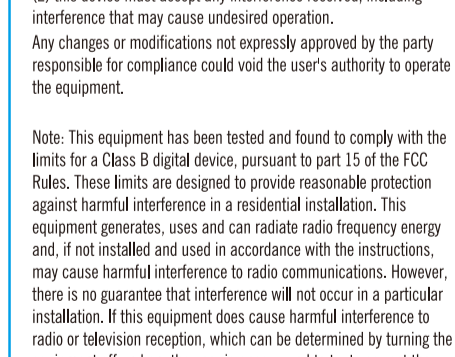


Figure 15: Indicators

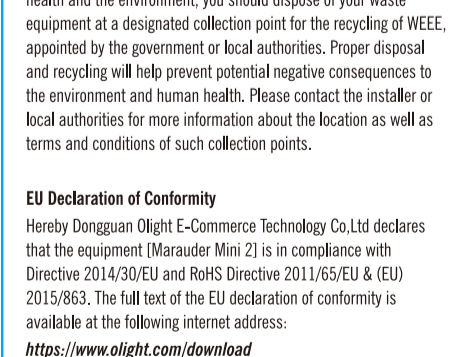


Figure 3: Charging

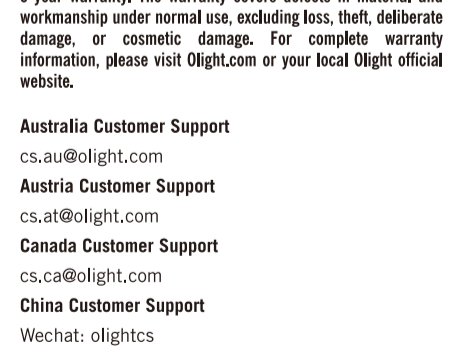


Figure 4: Light source selection switch

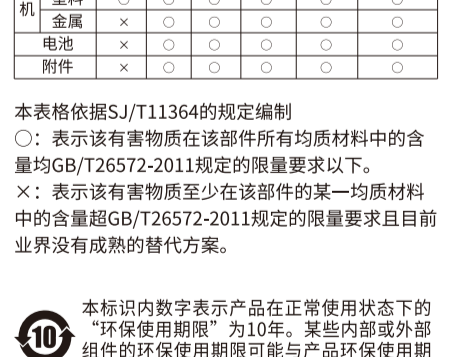


Figure 6: Lockout mode



Figure 7: Unlock the flashlight by rotating the button

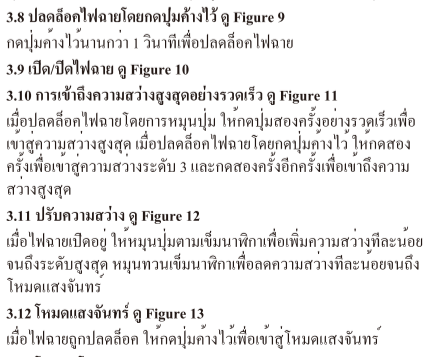


Figure 9: Unlock the flashlight by holding the button

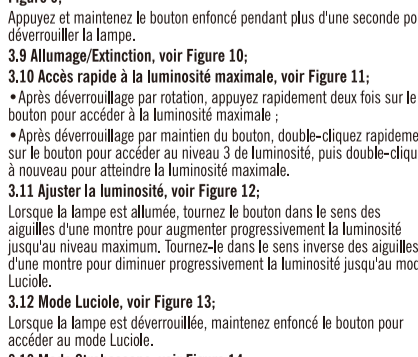


Figure 11: Quick access to maximum brightness

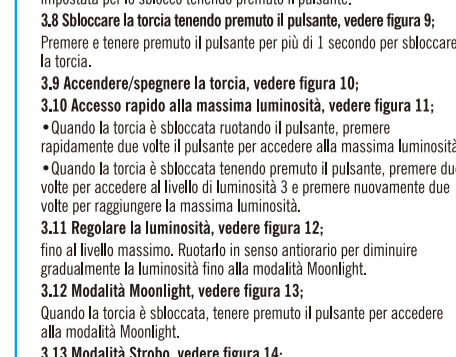


Figure 13: Moonlight mode

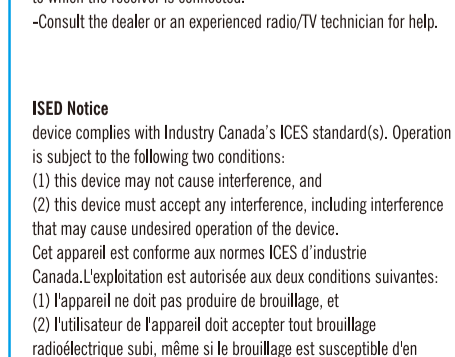


Figure 15: Indicators

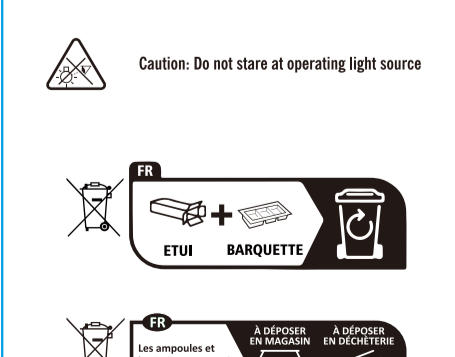


Figure 3: Charging

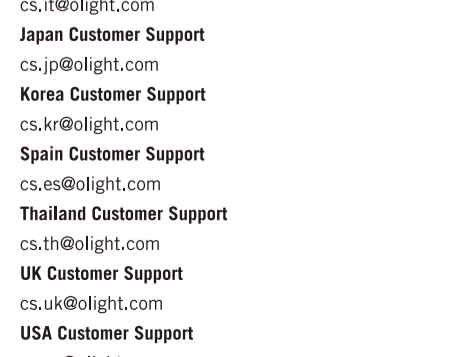


Figure 4: Light source selection switch



Figure 6: Lockout mode



Figure 8: Switch unlocking method

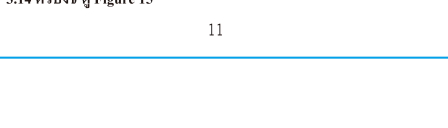


Figure 10: Turn on/off the flashlight



Figure 11: Quick access to maximum brightness



Figure 13: Moonlight mode



Figure 15: Indicators



Figure 3: Charging



Figure 4: Light source selection switch



Figure 6: Lockout mode



Figure 7: Unlock the flashlight by rotating the button



Figure 9: Unlock the flashlight by holding the button



Figure 11: Quick access to maximum brightness



Figure 13: Moonlight mode



Figure 15: Indicators



Figure 3: Charging



Figure 4: Light source selection switch



Figure 6: Lockout mode



Figure 8: Switch unlocking method



Figure 10: Turn on/off the flashlight



Figure 11: Quick access to maximum brightness



Figure 13: Moonlight mode



Figure 15: Indicators



Figure 3: Charging



Figure 4: Light source selection switch



Figure 6: Lockout mode



Figure 7: Unlock the flashlight by rotating the button



Figure 9: Unlock the flashlight by holding the button



Figure 11: Quick access to maximum brightness



Figure 13: Moonlight mode



Figure 15: Indicators



Figure 3: Charging



Figure 4: Light source selection switch



Figure 6: Lockout mode



Figure 8: Switch unlocking method



Figure 10: Turn on/off the flashlight



Figure 11: Quick access to maximum brightness



Figure 13: Moonlight mode



Figure 15: Indicators



Figure 3: Charging



Figure 4: Light source selection switch



Figure 6: Lockout mode



Figure 7: Unlock the flashlight by rotating the button



Figure 9: Unlock the flashlight by holding the button



Figure 11: Quick access to maximum brightness



Figure 13: Moonlight mode



Figure 15: Indicators



Figure 3: Charging



Figure 4: Light source selection switch



Figure 6: Lockout mode



Figure 8: Switch unlocking method



Figure 10: Turn on/off the flashlight



Figure 11: Quick access to maximum brightness



Figure 13: Moonlight mode



Figure 15: Indicators



Figure 3: Charging



Figure 4: Light source selection switch



Figure 6: Lockout mode



Figure 7: Unlock the flashlight by rotating the button



Figure 9: Unlock the flashlight by holding the button



Figure 11: Quick access to maximum brightness



Figure 13: Moonlight mode



Figure 15: Indicators



Figure 3: Charging



Figure 4: Light source selection switch



Figure 6: Lockout mode



Figure 8: Switch unlocking method



Figure 10: Turn on/off the flashlight



Figure 11: Quick access to maximum brightness

